



NORTH EASTERN FS FPA



RULES OF THE FPA

The Burning of Fire Belts (Fire breaks)

Compatible with the general wind direction and historic experience with the creation of successful firebreaks that are accessible and divide the area into controllable blocks, the minimum requirement is that next to road edges on all north-south primary and secondary routes firebreaks must be made at least 10 meters (ten) wide. Paragraph 7.7 is **mutatis mutandis applicable in regard to informing neighbours, Control room by giving notice as per whatsapp groups.** (see annexure on FDI in regards to when one can burn or not)

The Local Municipality.

The Local Municipality must provide and maintain firebreaks at least 15 meters (fifteen) wide around the proclaimed town district(s). Special precaution must be taken in regards to the Dumping Ground in regard to the timeous making of firebreaks around the Ground, and also ensure that the Dumping Ground is not ignited on days that are favourable to the creation and spread of veldfires.

National and Provincial Road Authority.

The National and Provincial Road Authorities must themselves or through their agents (contractors) road shoulders:

- Round of road shoulders so that the grass can be cut.
- Restrict the piling up of organic material.
- Assist with the burning of firebreaks on the road shoulders.
- In cases where the volume of traffic requires it, arrange for the management of traffic.
- All rest and picnic places on the road shoulder must be kept clear and organic material removed.
- Burning of road reserves of identified strategic north south roads.

By means of the application of the Law Ensure road users do not make fires on road shoulders and road users must be made aware of the need to prevent veldfires by appropriate road signs.

Protection of homes and buildings.

Around all homes, barns, storage places for hay and animal feed, stationery engines for the production of electricity and the pumping of water, and labourers' houses there must be firebreaks of 10 (ten) metres width appropriate to fire hazards, or raked or ploughed clean, or grass cut to a maximum length of 50 mm.

Times for preparation.

All firebreaks made by burning or other methods must be preferably completed before the 31 July each year during the mildest fire danger period. When burning firebreaks, the wind direction must be carefully considered, and only in the afternoon after 15:00 hrs, when the wind direction has



NORTH EASTERN FS FPA



stabilised, and only on weekdays from Monday to Friday. Ploughing, ripping or hoeing are not subject to these requirements. (see annexure in regard to when is burning allowed or not in respect of giving notice of intent to burn)

Co-operation among neighbours.

In the case of firebreaks, the farmer (owners and tenants) must consult with the area co-ordinator about the plan of action on the ground, and mutual assistance. A minimum of three, preferably four, fire-pumps and fire-fighting teams must be present during the burning of firebreaks within and alongside road shoulders. Extra pumps and other fire-fighting equipment for other types of firebreaks must be decided commensurate with the risk of wildfires.

During fire-fighting members must react to signs of fire and calls for help. Those that are moving in from outside the fire have the responsibility of fighting the fire at its points (fire line). Owners that are directly affected and are threatened by the advancing fire have the responsibility to secure the safety of people and animals, open gates and indicate water points. After the fire has moved over their property owners must ensure that the fire does not flare up behind the fire-fighters. Teams working in front of the fire should preferably work in groups of 3-4, for safety, and at short spaces on the fire line, for effectiveness.

Burning of grass and harvest remains as part of pasture managements.

This management technique is acknowledged and owners that wish to apply it must proceed as follow:

- A written permit must be acquired from the Dispatch centre and or the Fire Protection Officer (FPO).
- Permits will only be issued if the Fire Danger Index at 14:00 hours on the specific day is below <45 and not exceeding >55 on the following day.
- Should members burn without a permit and the fire burns out of control the burden shall fall 100% on the party that burned.
- Should the fire danger index for the following day be more than >60 a permit will not be issued.
- Grazing camps and harvested lands may only be burned after 16:00.
- Neighbours must be informed of your intention to burn.
- Whenever a controlled burn is undertaken the minimum equipment available must conform to paragraph 7.6, Co-operation between farmers.
- There must be enough personnel available to monitor the fire and initiate follow-up actions.
- The Fire-fighting Officer and/or Co-ordinator for your area must be advised before you start to burn.
- Pastures are burned under the CARA Act and should burning only commence after receiving 25mm of rain across the whole region.



NORTH EASTERN FS FPA



SEASONAL FIRE BAN FOR THE FREE STATE

Notice should be taken of a total fire ban for the Free State as announced by the Free State Umbrella Fire Protection Association for the period 1 August up to 31 October of each year. Burning is subjected to the Rules of the various FPA's, National Veld and Forest Fire Act, Act 101/1998 and the acquiring of a written burning permit.

FIRE PREVENTION AND READINESS ON HIGH FDI DAYS

Should a high fire alert be published in accordance to the Act an automatic fire ban is in place. During this period no open fires are to be made. All staff and equipment should be placed on standby.

REPORTING OF VELDIRES

Immediately report fires to the Dispatch Centre and supply information as per 10 point Sizeup Report.

MINIMUM BRANDBESTRYDINGS TOERUSTING / MINIMUM REQUIRED FIRE FIGHTING EQUIPMENT

Grootte In ha (±) Size Ha	Drup aan steker /hark DRIPTORCH / RAKE	Tange/ Bout knippers PLIERS / BOLT CUTTER	Sleep-tou TOWING ROPE	Rugsak spuite 15ℓ KNAPSACK 15LTR	Brand plakke FIRE BEATERS	Bakkie spuite(of soort-gelyke) 500ℓ BAKKIE FIRE UNIT 500L	Water sleepwa 1000 + ℓ WATER TANKER 1000L +	Selfone CELL	Eerste hulp sak/kis FIRST AID KIT	Twee Rigting Radios TWO WAY RADIO'S
1-200	-	1	1	2	2	-	-	1	-	1
201-800	1	2	1	1	2	1	-	1	1	1
801-2000	2	4	1	2	4	2	-	2	1	1
2001 +	2	4	1	2	4	2	1	2	2	2



NORTH EASTERN FS FPA



PERSONEEL / BESKERMDE OORKLERE / TOERUSTING / STAFF / PPE / EQUIPMENT

GROOTTE IN ha (±) SIZE IN Ha	SPANLEIERS CREW LDRS	BRANDSLANERS FIRE FIGHTERS	OORPAK 100% KATOEN COTTON OVERAL	T-HEMP T SHIRT	STEWELS LEER LEATHER BOOTS	HANDSKOENE LEER LEATHER GLOVES	BRANDHELM FIRE HELMET	BALACLAVA
1 – 200	1	2	3	3	3	3	3	3
201 – 800	1	2	3	3	3	3	3	3
801 – 2000	2	4	6	6	6	6	6	6
2001 +	2	6	8	8	8	8	8	8

GENERAL INFORMATION

MINIMUM REQUIREMENTS FOR BURNING ALONGSIDE PROVINCIAL ROAD RESERVES






















- 2 X road signs Fire Breaks
- 2 x road signs Smoke
- Signs should be placed between 200-500m from actual burning operation on either side of the road
- Signs should be placed at least 50m apart
- Two flag operators with reflective vests and red reflective flags of 1x1m
- Two flag operators not closer than 200m and further than 500m from burning operations on both sides of the road and moving along as the burning operation progresses
- Yellow rotating warning lights on vehicles operating within the road reserve

PLEASE VIEW THE ILLUSTRATIONS ON THE FOLLOWING PAGES FOR ADDITIONAL INFORMATION



NORTH EASTERN FS FPA



RRM Traffic Accommodation check list			
Route Section : N 3 _____		Chainage: _____	Date: _____
From Km: _____		To Km: _____	Activity: _____
<p>Traffic accommodation during firebreaks In road reserve & median</p> <p>In 100 km zone</p>			
NAME: _____ _____ _____	 TR201-100		_____ _____ _____
NOTE: 1. OPERATOR MUST START EARLY PER AT SIGNALS AND SIGN PLACEMENTS 2. STARTING TIME MUST BE ACCORDING TO THE WORKING TIME PERIOD. 3. FROM 100m TO BE TAKEN WHEN DEPARTING FROM THE ROAD.			
_____ _____ _____	 100m AHEAD ROADWORK	 WORKING ZONE	_____ _____ _____
_____ _____ _____	 50m AHEAD ROADWORK	 WORKING ZONE	_____ _____ _____
_____ _____ _____	 100m AHEAD ROADWORK	 WORKING ZONE	_____ _____ _____
_____ _____ _____	 50m AHEAD ROADWORK	 WORKING ZONE	_____ _____ _____
_____ _____ _____	 100m AHEAD ROADWORK	 WORKING ZONE	_____ _____ _____
_____ _____ _____	 50m AHEAD ROADWORK	 WORKING ZONE	_____ _____ _____
_____ _____ _____	 100m AHEAD ROADWORK	 WORKING ZONE	_____ _____ _____
_____ _____ _____	 50m AHEAD ROADWORK	 WORKING ZONE	_____ _____ _____
_____ _____ _____	 100m AHEAD ROADWORK	 WORKING ZONE	_____ _____ _____
_____ _____ _____	 50m AHEAD ROADWORK	 WORKING ZONE	_____ _____ _____

Name				
Time				
Signature				
Date, Km, ACC TB				



NORTH EASTERN FS FPA



RRM Traffic Accommodation check list
 Route Section : N 3 _____ Carflagway: _____ Date: _____
 From Km: _____ To Km: _____ Activity: _____

**Traffic accommodation during firebreaks
 In road reserve & median**
In 120 km zone

NOTE:

1. OCCUPY WORK SPACE EARLIER ATTENDS AND SIGNALS FIRST
2. Working Area Signs and reflective flags to be used at night.
3. Extra flags to be used when there are more cones for work.

ROAD 120

Reflection cones placed at 150m or 100m

ROAD WORK AHEAD

ROAD WORK CLEARING THE BREAK NEEDS

ROAD 120

Name	Time		

Dis. No.

ACCT